
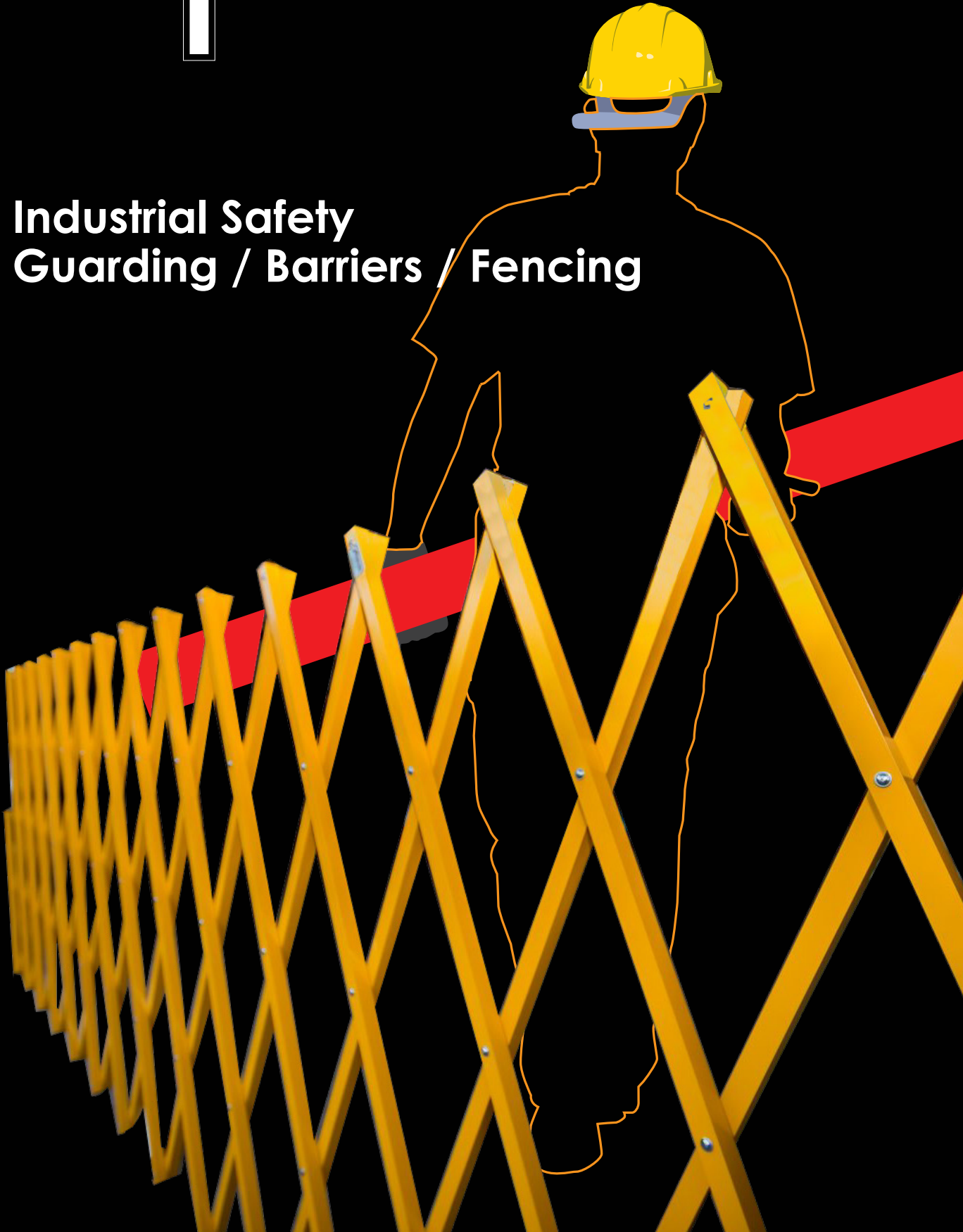


BRENNER-FIEDLER




**Industrial Safety
Guarding / Barriers / Fencing**



ExtendaMatic

- **SOLID** - The ExtendaMatic supports itself without a bracing wheel, allowing guarding of areas with floor obstructions
- **RUGGED** - All components are heavy duty enough to withstanding the rigors of industrial use
- **RIGID** - Precision engineered to remain true to form without bending, sagging or buckling
- **RETRACTABLE** - Pulls back into about 15% of its extended length
- **SECURE** - Quick and safe to deploy or retract with smooth operation and simple, solid latching system
- **SAFE** - When properly configured, the ExtendaMatic is compatible with OSHA requirements, including withstanding 200 lb. side force



Anti-Pinch Ball Handle



Safest to Use

Two-handed, Anti-Pinch control keeps operator's hands away from the mechanism when retracting. The gate locks up when link spacing reaches 2-3/4" and cannot be fully retracted unless the two-hand control is used.



Watch the Durability Test!




48" height is available

"Brenner-Fiedler is now a leader in retractable guarding solutions. The best-selling ExtendaMatic and

Slide-a-Matic

- **SLIM** - The Slide-A-Matic is ultra-thin (less than 1 inch thick) but provides exceptional rigidity over the length of its span
- **SECURE** - Padlock-able latching system assures proper alignment of gate and can be accessed from either side
- **SELF SUPPORTED** - Portable system does not require an overhead suspension or floor tracks (No other cage-type gating can do that!)
- **ADJUSTABLE** - Available in three heights and long runs, is fixed or portable, and can be linked together to form enclosures




Standard heights

72", 48", 42"


ExtendaMatic Options

A standard Extendamatic configuration has an Anchor Post at one end, a Latch Post at the other, with the gate in between. However, ExtendaMatic guarding can be configured in many ways utilizing optional components that seem to provide limitless possibilities.




LATCHING

Short and Long Latch Posts. Long Latch Post allows the Latch Pin to be padlocked.



ANTI-ROTATE MECHANISM

Mechanism allows gate to rotate in one direction only.




NO CASTER

Gate supports operation without support caster when floor obstacles must be cleared.



DROP-PINS

Heavy duty pins anchor gate solidly to the floor and are ergonomically designed to prevent operator stooping.



INTERLOCK

Many companies have specific mounting pad requirements for their interlock devices, and we manufacture to consistently provide a perfect match. Electrical interlock options are available.



SUPPORT STANCHIONS

Left photo shows closeup. Right photo shows extra strength provided to a 52-foot length of gate that is designed to guard a drop-off. When access is needed, gate completely retracts.



EXTRA LONG GATES

Top photo shows 50 feet of gate. Bottom photo shows the gates retracted. NOTE that gates when retracted can swing to the side providing 100% access to the opening.



BRENNER-FIEDLER

4059 Flat Rock Rd., Riverside, CA 92505
2045 S. Vineyard, Bldg. 1E, Suite 110, Mesa, AZ 85210
(800) 843-5558
(562) 404-7975 fax
cs@bfra.com
www.brenner-fiedler.com

     @brennerfiedler

